

90&RANDALL

LOGISTICS PARK

BUILDING 1 AVAILABLE
43,493 SF

BUILDING 4 (SPEC)
428,900 SF
4Q 2026 OCCUPANCY



[WEBSITE](#)

THE CENTER OF OPPORTUNITY IN NORTH KANE COUNTY

LONGMEADOW PKWY AND RANDALL RD
ALGONQUIN, IL 60102

1.6M SF OF NEW CONSTRUCTION

MIKE SEDJO

SENIOR VICE PRESIDENT
+1 847 269 8883
mike.sedjo@cbre.com

BEN DICKEY

VICE PRESIDENT
+1 224 465 3468
ben.dickey@streamrealty.com

JOHN HAMILTON

SENIOR VICE PRESIDENT
+1 312 405 5656
john.hamilton@cbre.com

CBRE



STREAM

MASTER PARK PLAN



UNBEATABLE LOCATION

90 & Randall Logistics Park offers a prime location for employees to work and live, with highly rated schools and diverse amenities close at hand. The site has easy access to I-90, and O'Hare airport is just 35 minutes away.



HIGHLY EXPERIENCED

Established in 2012, NorthPoint Development is a privately held real estate operating company specializing in developing, acquiring, leasing, and managing Class A industrial, data centers, and multi-family properties. Through their in-house suite of services, North Point can provide end-to-end expertise, leading to expedited solutions. Serving industry-leading clients such as Chewy, Home Depot, GE, Amazon, Tesla, Ryder, ABF and PepsiCo.

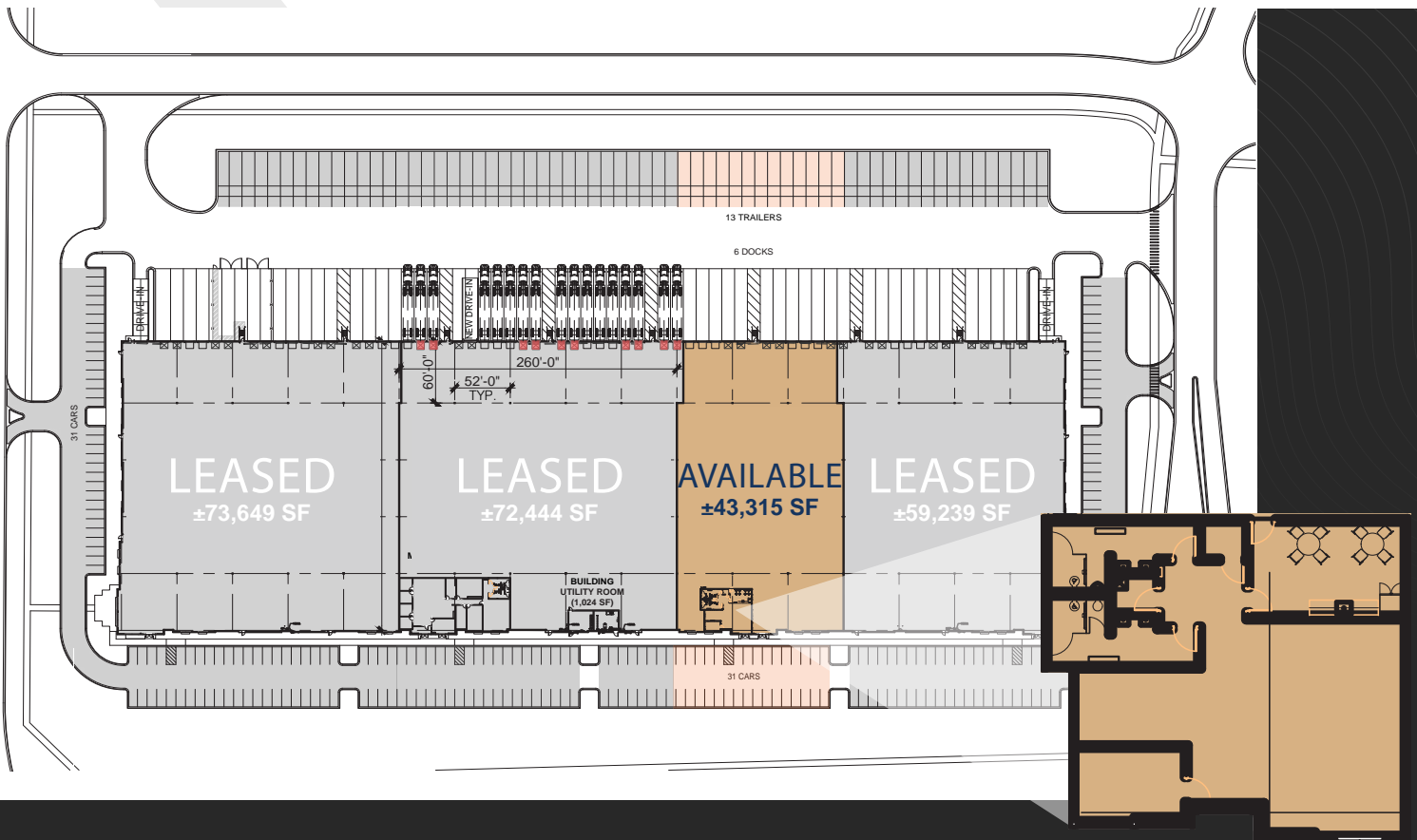


STRATEGIC ADVANTAGE

90 & Randall Logistics Park offers a strategic mix of spec buildings and build-to-suit opportunities. The park provides unmatched flexibility with limited move-in ready space in Building 1 and a premier pre-lease opportunity in the new spec Building 4.

BUILDING 1 SPECS

AVAILABLE SF AREA	43,493	FLOOR SLAB	7" non-reinforced concrete, 4,000 PSI
SPEC OFFICE	±1,950 SF	LIGHTING	LED with motion sensors, 30 FC average; measured at 30" AFF
CAR PARKING	31	CONSTRUCTION	Insulated Precast Panel
TRAILER PARKING	13	ELECTRICAL SERVICE	600 Amp
COLUMN SPACING	52' x 55' with 60' speedbays	SPRINKLER SYSTEM	ESFR
CLEAR HEIGHT	36'	HVAC	50°F at -0°F, 0.25 ACH
DOCK DOORS	6	LEED CERTIFIED	Yes
FUTURE DOCK DOORS	5	SOLAR COMPATIBILITY	Yes
TRUCK COURT	130' (185' with trailer parking)		



6
DOCKS



5
FUTURE



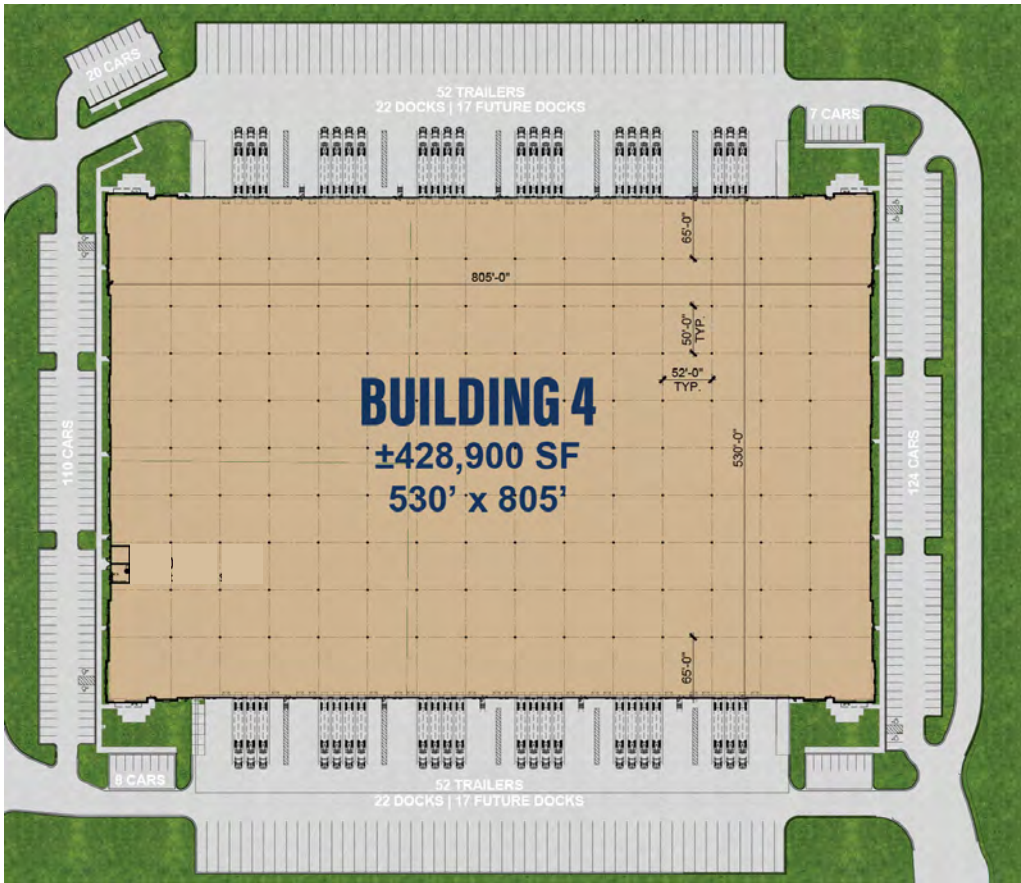
±1,950
SPEC OFFICE







13
TRAILERS



31
CARS



- 
44
DOCKS
- 
34
FUTURE
- 
4
DRIVE-IN
- 
104
TRAILERS
- 
277
CARS

BUILDING 4 SPECS

CAR PARKING	277	TRUCK COURT	130' (185' with trailer parking)
TRAILER PARKING	104	CONSTRUCTION	100% Precast Panel
DRIVE-IN DOORS	4	ELECTRICAL SERVICE	4,000 amps 480v 3 Phaser
COLUMN SPACING	52' x 50' + 65' Speed bays	LIGHTING	LED with motion sensors, 30 FC average; measured at 30" AFF
CLEAR HEIGHT	40'	FLOOR SLAB	7" non-reinforced concrete, 4,000 PSI
HVAC	50° at -0°, 0.25 ACH	DOCK DOORS	(45,000 # Mechanical Pit levelers with 7'x8' platform, 16" lip, operating range toe guards, night locks, brush weather seals, and two (2) 10"x4" projection laminated rubber bumpers. No lights.): 44 (expandable 78)
SPRINKLER SYSTEM	ESFR		



©2026 CBRE, Inc. All rights reserved. This information has been obtained from sources believed reliable, but has not been verified for accuracy or completeness. You should conduct a careful, independent investigation of the property and verify all information. Any reliance on this information is solely at your own risk. CBRE and the CBRE logo are service marks of CBRE, Inc. All other marks displayed on this document are the property of their respective owners, and the use of such logos does not imply any affiliation with or endorsement of CBRE. Photos herein are the property of their respective owners. Use of these images without the express written consent of the owner is prohibited. PMStudio_March2026